

imaterra



We invite you to live

A sustainable
living
experience



panamapacifico.com





In an undiscovered place,
located southeast of Woodlands,

a total area of 9.5
hectares surrounded
by forest and 9,500
m² of green areas.





Referencias:

- A. Sales room
- B. IBP
- C. Comprehensive Security Center
- D. Power Club
- E. Soleo
- F. Mosaic
- G. Nouey
- H. Riba Smith
- I. Pablo VI Parish

- 1. Universidad Tecnológica de Panamá
- 2. Howard Academy
- 3. Magen David Academy
- 4. Liceo Francés Internacional
- 5. St. Marys School
- 6. TRAIL



A community
that connects
people.

Enjoy together
as a family and
grow.





Discover treasures!

A metal serpentine becomes a collective art installation that is being created as visitors place different natural 'treasures' that they find along the path.



imaforest

Enjoy the beauty of integrating urban development with existing natural areas.



Viewpoint

Tower with spiral stairs to look closely at the trees and animals and descend on a fun slide.



Furniture
made from
recycled, safe
and durable
materials for
our tropical
climate.



Discover new paths

In **imaforest** you will find
educational and recreational
spaces to listen to and take
care of nature.



5 classic games in natural materials

The classic flagstone
hopscotch, the sound
amplifier, the climbing log
circuit, the rock spiral and
the balance beams.



Learn together,
connect with
our land.

The **imaforest** trail is
conceived as an interactive
600-meter route for visitors
of all ages

Five areas of interest:

1. Explore
2. Observe
3. Rest
4. Play
5. Discover





All activities in one place

Woodlands Greenway:

An extension of the existing greenway that will have different activities: **training and exercises** for young people and adults; **area for yoga, reading, working** or just having a quiet moment; **a wall to climb and open areas with ramps for skating**. This greenway would join the current **cycle path** that runs through Panama Pacifico from Bosques del Pacifico to the Explora project.

Social Area:

- Party room and bar
- Gym
- Pool for children and adults
- Splash pad
- Bathrooms and showers
- Gazebos
- BBQ area
- Children's play area
- Green parks
- Roofed open terrace



A sustainable
way of life in 160
housing units.

37% savings
in water consumption¹

19% savings
in annual energy
consumption of A/Cs

Reduction of 2°C
of the maximum
temperature inside

Provision for
solar panels



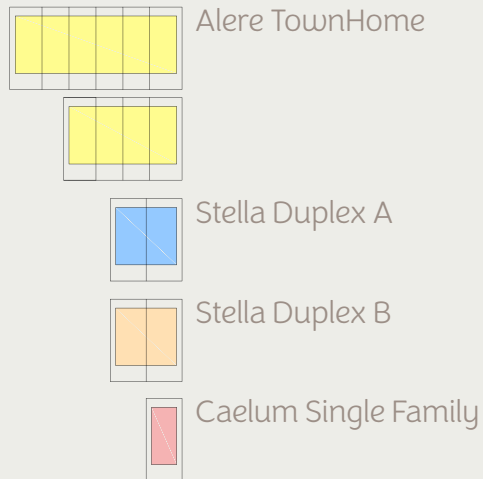
¹ Efficient sanitary fixtures: toilets, sink faucets and basins.

² Thermopanel cover, eaves and louvers that mitigate the entry of solar radiation





Lot location





Alere

Townhomes

A



Alere

Townhomes

A

- Typical Lot Area: **172.50 m²**
- Total construction area: **173.55 m²**
 - Closed area: **117.94 m²**
 - Roofed open area: **45.83 m²**
 - *Open area: **9.78 m²**

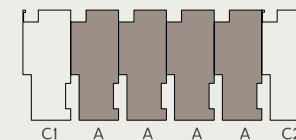
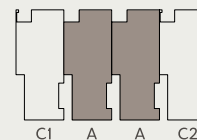
3 bedrooms, 2 bathrooms, living room, dining room, kitchen, 1/2 guest bathroom, roofed terrace, roofed parking for 2 cars, closed laundry area, portal.

*Open area refers to: A/C floor, parking access floor, laundry access floor, garbage area.



Ground Floor

Upper Floor



imaterra 

Alere

Townhomes

B



Alere

Townhomes

B

- Typical Lot Area: **172.50 m²**
- Total construction area: **183.75 m²**
 - Closed area: **128.14 m²**
 - Roofed open area: **45.83 m²**
 - *Open area: **9.78 m²**

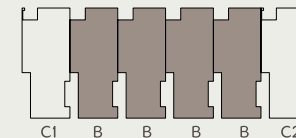
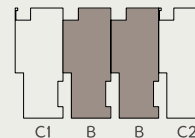
3 bedrooms, 2 bathrooms, with closet master bedroom, family room, living room, kitchen, 1/2 guest bathroom, roofed terrace, roofed parking for 2 cars, closed laundry, portal.

*Open area refers to: A/C floor, parking access floor, laundry access floor, garbage area.



Ground Floor

Upper Floor



imaterra 

Alere

Townhomes

C1



Alere

Townhomes

C1

- Typical Lot Area: **172.50 m²**
- Total construction area: **186.73 m²**
 - Closed area: **137.81 m²**
 - Roofed open area: **39.14 m²**
 - *Open area: **9.78 m²**

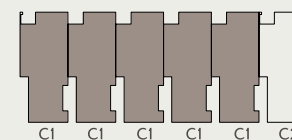
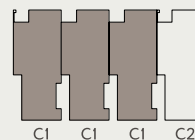
3 bedrooms, 2 bathrooms, main bedroom w/closet, family room, living room, kitchen, 1/2 guest bathroom, roofed terrace, roofed parking for 2 cars, closed laundry, maid's room and bathroom, portal.

* Open area refers to: A/C floor, parking access floor, laundry access floor, garbage area.



Ground Floor

Upper Floor



imaterra 

Alere

Townhomes

C2



Alere

Townhomes

C2

- Typical Lot Area: **172.50 m²**
- Total construction area: **188.23 m²**
 - Closed area: **137.81 m²**
 - Roofed open area: **39.14 m²**
 - *Open area: **11.28 m²**

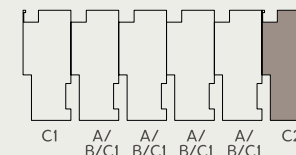
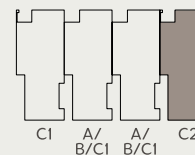
3 bedrooms, 2 bathrooms, main bedroom w/closet, family room, living room, kitchen, 1/2 guest bathroom, roofed terrace, roofed parking for 2 cars, closed laundry, maid's room and bathroom, portal.

* Open area refers to: A/C floor, parking access floor, laundry access floor, garbage area.



Ground Floor

Upper Floor





Stella

Modelo



Stella

Modelo



- Typical Lot Area: **230.00 m²**
- Total construction area: **167.85 m²**
 - Closed area: **120.44 m²**
 - Roofed open area: **41.98 m²**
 - *Open area: **5.43 m²**

3 bedrooms, 2 bathrooms, main bedroom w/closet, living room, dining room, kitchen, 1/2 guest bathroom, maid's room and bathroom, roofed terrace, roofed parking for 2 cars, closed laundry, portal.



* Open area refers to: A/C floor, parking access floor, laundry access floor, garbage area.



imaterra 

Stella

Modelo

B



Stella

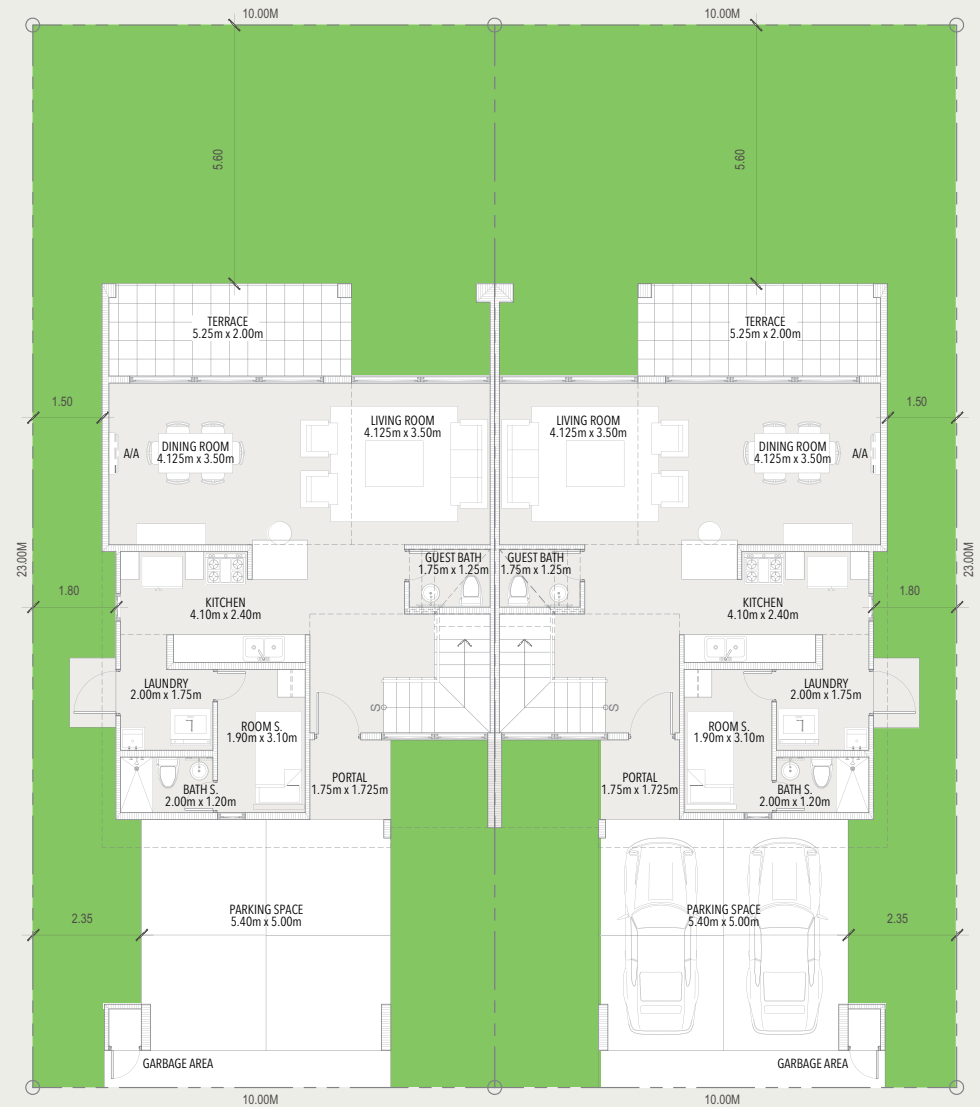
Modelo

B

- Typical Lot Area: **230.00 m²**
- Total construction area: **197.37 m²**
 - Closed area: **146.74 m²**
 - Roofed open area: **40.62 m²**
 - *Open area: **10.01 m²**

3 bedrooms, 2 bathrooms, main bedroom w/closet, family room, living room, dining room, kitchen, 1/2 guest bathroom, maid's room and bathroom, roofed terrace, roofed parking for 2 cars, closed laundry, portal.

* Open area refers to: A/C floor, parking access floor, laundry access floor, garbage area.



Ground Floor



Stella

Modelo

B



Upper Floor



imaterra 

Stella

Modelo 



Stella

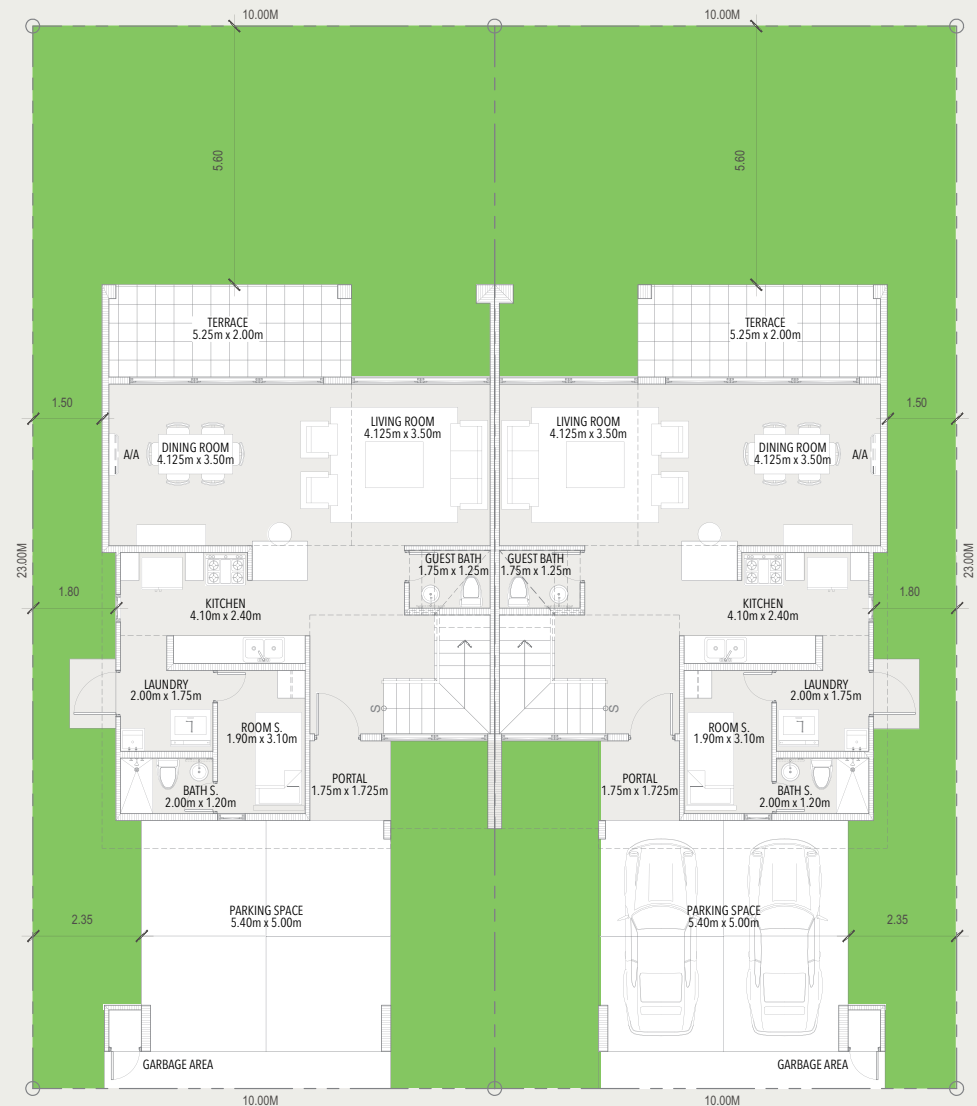
Modelo



- Typical Lot Area: **230.00 m²**
- Total construction area: **201.64 m²**
 - Closed area: **151.01 m²**
 - Roofed open area: **40.62 m²**
 - *Open area: **10.01 m²**

3 bedrooms, 3 bathrooms, main bedroom w/closet, family room, living room, kitchen, 1/2 guest bathroom, maid's room and bathroom, roofed terrace, roofed parking for 2 cars, closed laundry, portal.

* Open area refers to: A/C floor, parking access floor, laundry access floor, garbage area.



Ground Floor



Stella

Modelo



Upper Floor





Designed to enjoy a family life with top quality finishes

- Floors:
 - Upper floors: Spanish imitation wood porcelain
 - Ground floor: light gray Spanish porcelain tile
- Ceiling: gypsum in upper floor and kitchen
 - Clear Ceiling height of 2.60m
 - Double ceiling height in the living room of 5.00m
- Wall cladding:
 - Floor-to-ceiling tiled bathroom walls
- Kitchen furniture, bathrooms and closet type water-repellent MDF
- Quartz kitchen counter tops
- Mirrors in bathrooms
- Grohe faucets (wash basins, sinks and showers)
- Grohe bathroom accessories
- Aluminum windows
- ThermoPanel covers
- Provision for solar panels
- Gas System: War Flex or similar

And much more!




Desarrollador Maestro

London & Regional Panama in collaboration with the Panamanian State, rewrite the history of this city with the development of Panama Pacifico. An unprecedented complex that revolutionizes the real estate concept to offer a better quality of life to its users.

London & Regional Properties:

- Is a real estate and investment fund developer with extensive experience
- With a global portfolio of +11 billion pounds / \$20 billion US dollars
- Commercial, residential and resort hotel projects



- Some of their outstanding projects on three continents:
 - Elizabeth House London
 - 55 Baker Street London
 - The River Garden Greenwich London
 - Chewton Glen Hampshire Hotel
 - Cliveden House Hotel

London & Regional
• • • P A N A M A • • •





imaterra



We are waiting
for you!

📞 6453-9549

Showroom – Sales Room:

International Business Park
Blvd. Panama Pacifico, Edif. 3815



Chat here



How to get there

Developed by:

London & Regional

• • • P A N A M A • • •



panamapacifico.com

The images, designs, illustrations, drawings, plans, footage, finishes and prices in this promotional material may vary and the promoter reserves the right to change or modify said information as necessary based on the need to restructure the project so that it may be viable or by recommendations of public regulatory entities. The decorations, furniture, landscaping, plants and others included in plans and advertising material are used as illustrative material, the real estate unit is not acquired with these elements, except as explicitly detailed in the purchase-sale contract. The characteristics of each model and other elements described in this advertising piece may vary as necessary for the reasons already indicated. However, the final details of each home will be those described in the purchase-sale contract signed by the buyer and the developer, so its careful reading is recommended.